

**DESIGN AND IMPLEMENTATION OF AN ONLINE CLEARANCE SYSTEM
FOR FINAL YEAR STUDENTS.**

AGUEBOR EMMANUEL OSAMUDIAMEN

16010301028

**BEING A PROJECT SUBMITTED TO THE DEPARTMENT OF COMPUTER
SCIENCE AND MATHEMATICS, COLLEGE OF BASIC AND APPLIED
SCIENCES**

**IN PARTIAL FULFILMENT OF THE REQUIREMENTS FOR THE AWARD
OF BACHELOR OF SCIENCE (B.Sc.) IN COMPUTER SCIENCE MOUNTAIN
TOP UNIVERSITY, IBAFO OGUN STATE, NIGERIA**

2020

CERTIFICATION

This project work was written, arranged and compiled by **AGUEBOR EMMANUEL OSAMUDIAMEN** in partial fulfilment of the requirements for the degree of BSc in **COMPUTER SCIENCE AND MATHEMATICS**.

Dr. B.f. Oladejo
Supervisor

Accepted as partial fulfilment of the requirements for the degree of BACHELOR OF SCIENCE (Computer Science)

Dr. Akinyemi, I. O.
Head of Department, Department of Computer Science and Mathematics

Prof. Akinwande, A. I.
Dean, College of Basic and Applied Sciences

DEDICATION

This project work is dedicated to the Almighty God, the maker of heaven and earth, by whose Grace I am alive to complete this project.

ACKNOWLEDGEMENT

I truly want to acknowledge the presence of God Almighty with me throughout my four-year degree in this wonderful university for his security, provision, compassion and inspiration that cannot be purchased with money. His grace endures forever, because (amen).

For her support, guidance and tolerance and also taking her time to supervise my research, I greatly appreciate my capable boss Dr. (Mrs.) Oladejo. May God reward you Ma.

I would also like to acknowledge Dr. I.O. Akinyemi, Head of the Department of Computer Science and Mathematics, and offer sincere appreciation for his contributions, relentless motivation, advice and assistance. I still thank all the Department of Computer Science staff members: Dr. Alaba O. B., Dr. Oyetunji M.O., Dr. Kasali F.A., Mr. Falana O.J., Dr. Idowu P.A, Dr. Okunoye O.B, Dr. Oladeji F.A. to list just a couple. I sincerely want to appreciate my wonderful mother Mrs. Aguebor Helen for her parental care, mentoring and finance. They are my source of motivation and encouragement. I thank God for keeping them alive to witness my graduation. I pray that the good lord will continue to grant them long life and prosperity.

I sincerely appreciate my friends and all Mountain Top University colleagues for their help and support during the period of working on this project. I say God bless you all.

TABLE OF CONTENT

	PAGES
CERTIFICATION	ii
DEDICATION	iii
ACKNOWLEDGEMENT	iv
TABLE OF CONTENTS	v
ABSTRACT	vi
CHAPTER ONE	1
INTRODUCTION	1
1.1 Introduction	
1.2 Background of the study	11
1.3 Statement of the study	11
1.4 Objectives of the study	11
1.5 Scope of the study	12
1.6 Limitations	12
1.7 Significance of the study	13
1.8 Definition of terms	14
CHAPTER TWO	15
LITERATURE REVIEW	15
2.1 Role of information technology in the academic system	15
2.2 Data and information	16
2.3 Computer based information systems	16
2.4 Databases	17

CHAPTER THREE	18
Description and analysis of the existing system	19
3.1 General analysis of the existing system	20
3.2 Method of data collection	20
3.4 Organisational structure	21
3.5 Input analysis	22
3.6 Process Analysis	23
3.7 Output analysis	24
3.8 Information flow diagram	25
3.9 Problems of the existing system	26
3.10 Justification of the new system	27
CHAPTER FOUR	30
SYSTEMS DESIGN	31
4.1 Design standards	32
4.2 Output specification	33
4.3 Input specification and design	34
4.4 File design	35
4.5 Procedure chart	36
4.6 System flowcharts	37
4.7 System specification	38
4.8 Program flowcharts	39

CHAPTER FIVE	40
SUMMARY, RECOMENDATION AND CONCLUSION	41
5.1 Summary	42
5.2 Conclusion	43
5.3 Recommendation	44
REFRENCES	45
APPENDICES	46
Appendix A Welcome page	47
Appendix B Home page	48
Appendix C Input forms	49
Appendix D Output forms	50
Appendix E Codes	51

ABSTRACT

Online clearance system is basically design to save user information, facilitate the manipulation of data in a faster rate, provide concurrent access (access too many users at this time) to authorize users, and also ensure the integrity and accuracy of the information system store by the authorize users.

This research therefore, aimed to create an online clearance system, to look into how this system is designed and implemented into the school's knowledge processing in other to ascertain whether it's met the purpose of the application of the clearance system has an alternative that will replace the manual method.

The existing system was analytically and objectively analysed and tested in the course of the implementation of the new system and hence the strength and weakness were highlighted and the new system was designed to be more effective and productive for clearing students, eliminating all types of delay and tension, as well as helping you to learn the processes involved as well as how to do your online clearance.

This project work made use of data collected from the University, materials and journals from various authors and software was developed to effectively achieve the aims of this project. In this project, the implementation of the computer-based system was carried out using PHP, JAVASCRIPT, CSS, APACHE and MYSQL for the database was carried out in this project. In conclusion, all the aims expected were reached by the job. However, it is recommended for all tertiary institutions to use it.

The new system will reduce the amount of time and efforts wasted on students' clearance as well as reduce cost incurred on paper by the institution. Another advantage is that students can also initiate and monitor their clearance status from any location they are thereby eliminating the need to travel or be physically present.

CHAPTER ONE

1.1 INTRODUCTION

Clearance is a designation granted to persons, typically military members, graduates of colleges, and government employees who allow them access to classified material. The word 'clearance' is most frequently used in private organizations that have structural procedures to vet employees for access to confidential material. Generally speaking, clearance itself is not enough to achieve access; the corporation must determine that the cleared entity has a desire to learn the information. Access to classified information should not be given to anyone exclusively on the grounds of rank or position, but access to such information or freedom would be granted until such time as clearance is received.

Different colleges have chosen the dynamic educational resources available online. The advantages of e-learning are varied. As people of all ages and backgrounds become increasingly dependent on the internet for information, it is easy and efficient for online learning to require an online clearance system. The skills needed to view and interpret data online are becoming ubiquitous, and mobility of wireless computing ensures that every coffee shop, bedroom airport, will become a classroom. There are few, if any, schedule restrictions, well-integrated learning resources and affordable degree options, online courses, registrations.

In the evolving online college environment, online clearance, conventional undergraduate and general studies programmes are also included. However, the most popular online training option is still job learning.

1.1 BACKGROUND TO THE STUDY.

There is a strong need for electronic data protection strategies in universities such as Mountain Top, and there is a larger need for an online clearance scheme. In alleviating the different concerns and stress inherent in the manual clearance process, this will go a long way. In comparison, the question of incomplete youth service will be reduced as a result of the unwillingness to tediously complete the lengthy manual clearance process.

1.2 STATEMENT OF THE PROBLEM

After their graduation, the method of clearing students allows the students to be cleared in separate divisions and information units. These are among the following:

1. Library fees and lost library materials from the University.
2. Departmental Dues.
3. Infirmary and bookstore charges.
4. Residence hall damage fees
5. Return of sporting equipment.
6. Student Representative Fee.
7. Bursary and all other charges.

It typically takes a lot of time and a lot of processes and delays to approve the student for youth service as well as obtaining the declaration of results for a graduate student to carry out his/her approval from all these agencies. Therefore, removing the shortcomings of the manual system in use was crucial for an online clearance system.

1.3 AIM AND OBJECTIVES OF THE STUDY

The aim and objective of this study is to develop a web based online clearance system that will be easily accessible to graduating students in digital format. Students can carry out their clearance process without being physically present.

The objectives of this project include:

1. To design an online clearance system that will effectively and efficiently process student's clearance from their comfort zone.
2. To create a reliable system that will be devoid personal inclinations and interest.
3. To develop a system that will give borderless access to graduating students
4. Designing a system that will guarantee timely clearance for graduating students.
5. To relieve students of the problems and stress of travelling and queuing up of students during clearance.

1.4 SCOPE OF THE STUDY

A full web-based program creation is the scope of research for this initiative, which will make the final year student clearance method simpler. This research work is limited to the graduate clearance method of Mountain Top University, which can be used by the entire department engaged in the clearance process to ensure that the process is simpler and effective so that students and workers do not miscommunicate.

1.5 LIMITATIONS OF THE STUDY

Both facets of the online clearance framework using Mountain Top University as a case study are addressed by this initiative. The following, however, were the constraints:

1. **Time constraints:** The web – page developed due to time limitations, only covers the graduating student’s clearance form separate departments.
2. **Financial constraints:** Designing a web-based clearance system would actually cost a lot.

1.6 JUSTIFICATION OF THE STUDY

The project work will help in a good number of ways to ease the queuing system in the university as the online clearance system will help students to achieve whatever they want to achieve without coming to the various offices for clearance.

Clear advantages of Internet information processing over those of traditional manual systems are higher yields. Online clearance system helps users to know if they are in any way indebted to the school, fill and submit their clearance form and also obtain their clearance letter. Other advantages of online clearance system include:

1. It saves time.
2. It is convenient to use right from the bedroom, office or anywhere in the world.
3. Quick delivery of information and avoidance of delay
4. Helps to minimize school expenses such as labour and stationery expenses.

1.7 DEFINITION OF TERMS

Clearance: Official certification of blamelessness, trustworthiness, or suitability for graduation and issuing of degree certificates in a course.

Online clearance system: is an internet base research work that will help ease the queuing system in the university clearance process. Online clearance system will an effective information management that is very convenient to use for schools since it is internet based and can be accessed from anywhere.

World Wide Web: The most significant instrument of the internet is simply called www World Wide Web. It was developed in Europe in the late 1980s and was used only in a short academic cycle.

Computer Networks: This is a group of computers that uses a set of common communication protocols over digital connection for the purpose of sharing resources located on or provided by the network nodes they are identified by host names and network addresses.

Databases: Manually ordered data collection for the machine, configured to be automatically accessed or manipulated. It's also categorized as blank data.

File Transfer: Any sort of data file may be transferred over the internet from one internet user to another. In the table of spreadsheets, visual art styles, music sound files, this call is all exchanged.

Web Browser: This is a computer program that interprets an HTML command to compile, arrange and view web page components.

Web Site: A website is a collection of internet web pages of several interconnected web pages (goods and commodities) organized by a specific college, organizational company, etc. A page is a treasure of entertainment and facts.

Information: this is collection of facts or data.

CHAPTER TWO

LITERATURE REVIEW

2.1 INTRODUCTION

This project work shall examine what other authors have said or writing about the design and implementation of an online clearance system and other relevant literatures. The Role of information technology in an academic system is the most critical considerations of a good networking, good database technology in an organization in order to excel in their sector. At our university, this situation is also used. We understand that before they graduate at the end of the final semester, each student has to do the clearance and a solid structure will be required to ensure that.

Computer incorporation into information technology has dramatically enhanced the demand for business information; the efficiency of this machine depends on the knowledge base. One may, thus be asked to inquire aloud what a computer is. In accordance with instructions given to it by a pre-arranged program, Funk (2009) defined a computer as an electronic device capable of performing a series of logical operations automatically and at a high speed.

Anigbogu (2011) defined a computer as an electronic system capable of receiving data and instructions, manipulating data on the basis of instructions to produce results or output in such a way that any other known machine is not yet equivalent to humanity.

Chimezie (2015) described it by claiming that computers are regarded as loyal servants who, opposed to human computing time, are always ready to free man from boring processes and deliver results. World Net describes an Information System (I.S) as a network system composed of all data networks, including software and hardware, used by an organization. It can also be classified as a system which collects and

processes data (information) and provides it to managers at all levels who use it for software decision-making, planning, execution and management.

The aim of the University Entry, Registration, Processing of Data and Clearance Information System is to improve the consistency and credibility of the information provided to those concerned, as well as to promote the compilation and reporting of information by universities. Computer technology has been a core part of the system for education for over four decades. According to, Hewlett (2014), the world is entering an era in which technology will literally transform every aspect of business, every aspect of life and every aspect of society.

With the advent of Internet technology, the education system has taken on a modern form and design, with a combination of convenience and fulfilment. Taylor (2007) said that the computer-based education contains both computer-assisted teaching programs that participate in student discussion and a wide range of computer teaching tools, such as models or instructions for computer programming. In the university system, studying from a student's apartment, workplace or elsewhere in a student's life has made its way.

The university system has always been enabled by information technology to better educate students. Online student clearance is a strategy where the student gets his/her clearance letter without giving a few samples of files to demonstrate.

It is only viable with the benefit of information technology. This characteristic is stable, rapid and has no hazels. It is a time-consuming process to fill out papers and compare decisions and apply for approval. Over the Internet, this process is made much easier and approval is obtained within minutes. This outlines a simple way to obtain clearance and how it saves time and money for students.

2.2 DATA AND INFORMATION

In ordinary conversation, the concepts of data and knowledge are very important in understanding problems that go with the creation and operation of a computer-based information system, the terms 'data and information' are used to convey the same thing interchangeably. Yet so many administrators and knowledge specialists have separate interpretations for these words.

In ordinary conversation, the concepts of data and knowledge are very important in understanding problems that go with the creation and operation of a computer-based information system, the terms 'data and information' are used to convey the same thing interchangeably. Yet so many administrators and knowledge specialists have separate interpretations for these words. Data merely consists of actual, unprocessed facts, according to O'Leary (2016), while data is data that the machine has processed.

Hordeski (2013) describes information as a visual or textual representation of data, thoughts, numbers, letters, symbols or directions necessary for correspondence, analysis or processing. Data is the basic element of information that is used to describe objects, ideas, conditions, or situations.

Lucey (2012) also describes knowledge that has been documented as facts, incidents, transactions, and so on. They are the raw materials from which data is produced. Knowledge is information that has been analysed to be beneficial to the receiver in such a way. Data are facts that are then registered, obtained by observation, measuring, measuring, calculating, etc. Often, they are called raw or plain data and are also records of the day-to-day transactions of the organization. For example, the date, duration, and other invoice or cheque records, payroll information, the number of students staying in a particular hostel, and so on.

Enwere (2011) suggests that the notion of knowledge is more nuanced and complicated in an operational context than the frequent use of this generic term might imply.

Oketunji (2008) stressed that data is knowledge that the receiver has stored, sent to the recipient, analysed and understood. It should be noted here that the receiver is involved, not just the sender, in converting data into information.

It should be noted here that the receiver is engaged in the transformation of data into information, not just the sender. There is a continuum of logic and interpretation involved and it follows that different individuals may have distinct interpretations of a single message.

2.3 COMPUTER-BASED INFORMATION SYSTEMS

An information specialist, Lucey (2012) defines a computer-based management information system as a combination of human and computer-based resources that results in the collection, storage, retrieval, communication and use of data for the purpose of efficient management of operations and for business planning. Computer-based information systems are a feature of all large organisations nowadays. The literature identifies four kinds of computer-based information system: Transaction Processing System (TPS), Management Information System (MIS), Decision Support System (DSS), and Executive Support System (ESS). Some systems document routine operations: workers employed, materials bought or created, and the like. Such events are used by other programs to assist in managerial planning and control. The structures form a pyramid, each primarily supporting another level of leadership.

a) Transaction Processing System (TPS): Everyday processes, such as consumer orders, bills, inventory levels and production outputs, are managed by the computer.

Through creating archives that serve as the base for other information structures, the TPS assists administrators.

b) Management Information System (MIS): MIS summarizes the detailed details from the transaction processing system's monthly updates for middle-level administrators. In such documents, progress projections and budget summaries can be included.

c) Decision Support System (DSS): For research, the DSS offers a versatile platform. The DSS lets the company's middle-level administrators and others evaluate a wide variety of topics, such as the implications of incidents and developments beyond the organization. The DSS builds on the comprehensive details of the transaction management system, like the MIS.

d) Executive Support System (ESS): The ESS is an easy-to-use structure in which information is presented in a clearly summarized way. It lets top-level leadership supervise the organization's plans and set up company programs. The ESS combines internal data from TPS and MIS with external data.

2.4 DATABASES

In the early days of computerisation, it was normal to keep separate files for different programs. In batches, data was centrally collected and there was little or no online questioning of data. This technique is entirely impractical for most of today's data processing applications. In favour of this, Vossen (2011) enumerated the concerns resulting from the arrangement of data using the file system:

a) Owing to the fact that the material is replicated at different locations and that such replications are not tracked by a single supervisor, there is a high degree of redundancy between files.

- b) Inconsistencies may occur from the possibility of a program changing the files it uses without any other programs using the file (at the same time).
- c) There exists inflexibility against changes in the application: if new actions or events arise in the course of time, these can be realised at a substantial expense of time.
- d) The work of all programmers involved is marked by low efficiency, since the updating of the program is costly: if the configuration of a current file has to be updated over its lifetime, then all application programs need to be adjusted accordingly.
- e) Finally, the question of specifications for deployment and continuity (coding of data formats, etc) is important for the exchange of data or the transfer to a different version of the operating system, or even to a new computer system.

To overcome these problems, databases were developed. It is now common for large organisations to organise their operational data using the database technology.

The subject of databases is adequately covered in many works on database technology. Clifton (2012) briefly defines database as a collection of data supporting the operation of an organisation. Lucey (2012) provides a more detailed definition of a database as a file of data structured in such a way that it may serve a number of applications without its structure being dictated by any one of those applications, the concepts being that programs are written round the database rather than files being structured to meet the needs of particular programs.

Russell (2015) of the view that without a computer, effective handling of Candidates' records cannot be achieved effectively. In a database, all the data is defined together rather than each file being defined separately.

In particular, the fact that a database is a compilation of organized data with the data structure being independent of any individual function appears to confirm all the literature consulted. O'Leary (2016) identified the following benefits, specifying the need for databases:

Sharing: Knowledge from one department can be exchanged with others conveniently in an enterprise.

Security: Users are presented with passwords or links to only the kind of information they need to know. The payroll department will also have access to employees' wage rates, but it does not have other departments.

Fewer Files: There are fewer files, with one file being used by several departments. Then surplus inventory or what is considered 'redundancy' is reduced.

Data Integrity: Oftentimes, earlier filing systems did not have 'integrity'. That is, in the file in another department, a change made in the file in one department could not be made.

To the advantages enumerated above, Vossen (2011) adds:

1. Standards/access protocols can be enforced.
2. Currency of data can be maintained.
3. Data/program independence can be maintained.
4. Conflicting requirements can be balanced among users.

During these days of interconnected networks, the database seems to be the most appropriate way to manage major organizations' organizational results. One may also argue that these benefits provide the database with attractions over the conventional approach of file processing.

CHAPTER THREE

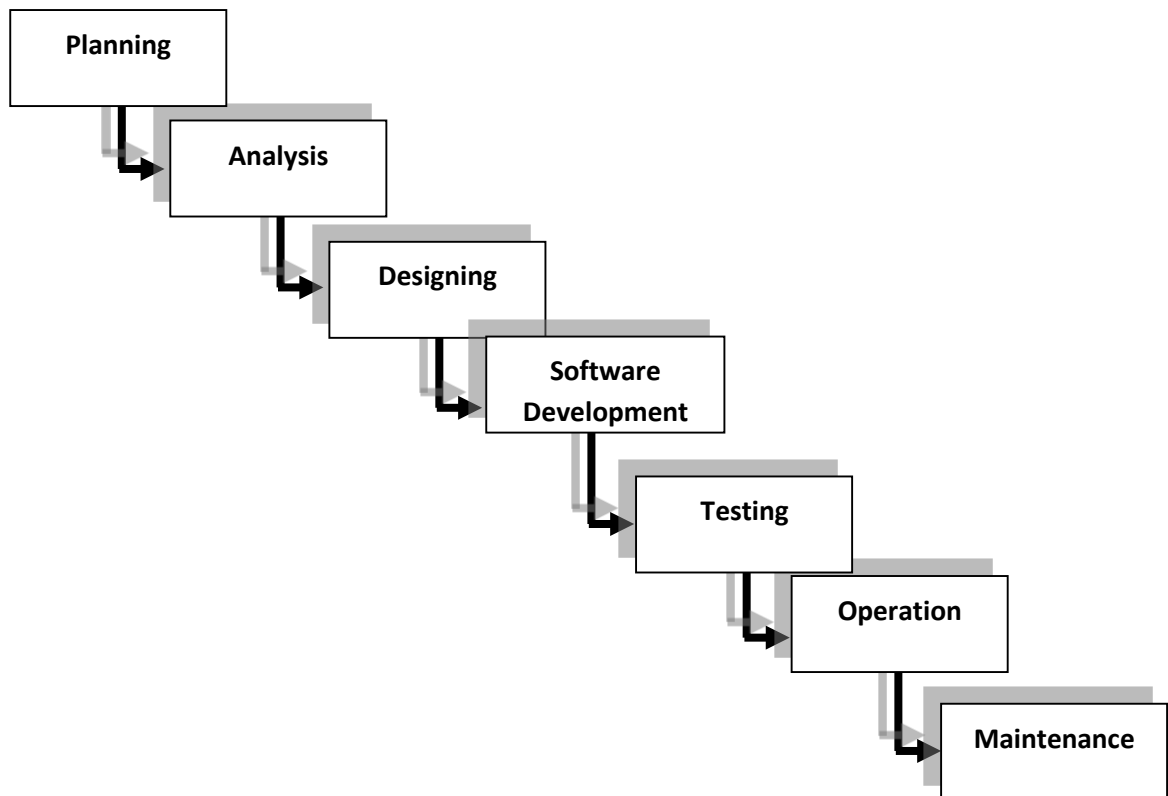
DESCRIPTIONS AND ANALYSIS OF THE EXISTING SYSTEM

3.1 Methodology

Research and developing the Online Clearance System need the author to adapt software engineering paradigm as a discipline that integrates the process, methods and tools in the system development. The Author used System Development Life Cycle (SDLC) to ensures consistency and reproducible in the development area. SDLC also reduce risk associates with mistakes and shortcuts and enable to produce complete and consistent documentation for the projects. Planning, Analysis (Requirement Specification), Design, User Acceptance Testing and Delivery phase are five basic terms in SDLC. These terms are used according to SDLC model such as Waterfall Mode~ Spiral Model, Hybrid Model, or Prototyping. Each model has its advantages based on the project specification and requirement. Building a system based on the web based application needs a repetitive model combined with prototyping. These five basic terms of SDLC is the best project development life cycle methodology.

Iterative development ensures system is developed according to the module and constant review and testing are key element in the development process. Therefore these five basic terms of SDLC is suitable in the development process which allows the author to review each stage in the development process and testing procedures upon to the web environment model. The development process begin with the author will play the role of the user and database administrator in defining problems,

objective and requirement. This is achieved by soliciting the domain expert on the knowledge where knowledge is plays an important part on the development. Knowledge is both the understanding on the 20 main problem and the user requirement to solve it. Security Department, Finance Department, Webmaster and student's is the domain expert that will serve as the main reference in understanding the requirement and procedure. Design and module development are the next procedures in the development process. Knowledge administrator will represent the knowledge acquired from interview and research is developed to solve problems according to the user environment. Knowledge administrator and the domain expert will review each completion of the modules and integration part will be conducted as the modules are completed based on the requirement. To make the project become easy and successful to develop the author implement five phases that is Planning, Analysis (Requirement Specification), Design, User Acceptance Testing and Delivery for the System Development Life Cycle (SDLC). This five phase model describes a sequence of stages in which the output of each stage becomes the input for the next. These stages can be characterized and divided up in different ways.



3.2 Project Planning

This project planning is based on the author proposed timeline that has described earlier in the project Gantt chart. Author has to follow certain stages in the project development life cycle based on the selected hybrid methodology which are planning, analysis (requirement analysis), design, user acceptance testing stages and delivery phase. Besides these five stages, there are also other stages in the project development life cycle such as testing and costing which author has to consider in completing the project.

In project planning phase, the researcher has done some research in searching suitable topic for the Final Year Project. The researcher discussed and finalizes the appropriate topic for the FYP. The topic is Online Clearance System (OC System). The system has been purpose to design the Online Clearance System (OC System) for the Security Department, bursary Department and the student or staff at the university. There are

certain features provide by the system where the user can customize the system base on their organization structure and needs in order to like the user manage the system easily. After the topic has been approved by the FYP committee and supervisor, the researchers discussed the topic with the FYP coordinator for further information about FYP. Then researchers continue to the next step in completing the Final Year Project. After identifying the topic, the author has done some analysis about the topic selected. The activities include search for the literature review and supporting materials relevant with the topic.

The researchers also collects some material about the existing manual system related to the topics. Materials include type of form that involved, procedure and policy used by the system.

3.2.3 Feasibility Study

Feasibility study is one of the important parts in the project planning. In feasibility study, the author must consider some constraints in completing the project. Three most important constraint for the project are time, scope and cost. Time is the highest priority where author must determine all the tasks must accomplished in order to complete the project. From the tasks, author must determine time needed for each of the tasks. Gantt chart is the tool that author used in planning the time frame for the project. The time given from the FYP committee is fixed and author must overcome and managed effectively for successful of the project. Scope of the project has been determined earlier at the preliminary phase. Scope is important where it can guide the author in completing each tasks and objective of the project. Author must determined topics that related to the project and the user requirement specification.

The topics have been discussed with the supervisor to get more details on the FYP requirement. Cost is considered as own cost where author will used own money to

overcome cost occurred during the progress of the project. From the feasibility study, author will know the feasible of the project, how to manage time which has given by the FYP committee in order to complete the project, the scope regarding project research and system development and cost that will occurred and how to manage it. Usually there are numerous alternative ways to design the new system. So this phase will help to identify and analyze alternative solution as well as recommend a target system that will be designed and implemented. this phase begin with the feasibility study. There are four areas that should be feasible. They are the technical, economic and schedule. This study is conducted on the proposed system in order to ensure whether the systems comply with any of the following options:

1. The system budget and time has to be increased as the scope has significantly expanded.
2. The system scope needs to be reduced.
3. Need to find another alternative solution for the system.
4. Stop the project

Project Analysis (Requirement Specification)

Project analysis phase involve analyze the problem statement and solve it as the project's product. research specified certain problem and aimed to solve the problem as the project objectives. The final outcome of this project analysis phase would be the completion of system requirement documentation which detailed about the problem analysis, requirement analysis and specification and, data process and object modeling.

3.3.1 Problem analysis

Problem analysis is done in order to get well-known with the problem statement which

stated earlier in the feasibility study. The analysis shows the relevancy of the topic with the current problem. From the analysis, author divided into two parts, the research and the system development parts. Author must divide these two parts equally and time must be managed carefully as the time constraint is very limited.

In research part, author must identify the overall problem and objective in business environment in term of Online Clearance System (OC System). The author does some research on the OC System best architecture design, performances, basic requirements and system requirement specifications. The author use internet and search other related material at library, observation and interview in making the research of the topic. All these findings will be used in completion of the System Requirement Documentation. The research will take about one month to complete the findings and complete literature reviews to support the project. The author only focuses on the basic requirement for system functionality. These basic requirement will be discussed more detail in the System Requirement Documentation. For the system development part, author identified what the functionality of the system and the requirement needed to accomplished the system. As been describing early, the system is design to make the student feel easier do the clearances. By using the system, it can eliminate the need of filling out forms and going to multiple departments when doing the clearances. Security Department and bursary Department can easily update and manage clearance process quickly and systematically.

3.3.2 Requirement Analysis and Specification

This is the most important phase of the life cycle. It is sometimes called requirement analysis. At this phase, users will express what they need or want out of the system. The requirement to be analyzed includes data, process and the interface. In. addition errors

and omission of data and information at this phase will result in user dissatisfaction with the new system. The objective of this phase is to gather and analyze user requirement. So, other users' expectation of the system should also be taken into consideration.

3.3.3 Data Process and Object Modeling

Data process and object modeling is used in developing the Online Clearance System (OC System). The purposes are to make sure the entity for the system and the data is smoothly functioning and the workflow for the system is correctly used. In this phase, the author used system flow model and the system architecture design model to illustrate the design of the data process and object modeling. The system flow model shows the workflow of the system and how the system is integrated from one object to another object. As any changes made to the system, the system flow model also will be changed. Author used the system flow model as the workflow of the system and as the guidance if the author has a problem when coming to the development phase.

3.3.4 System Requirement Documentation Submission

The output of analysis phase would be the submission of system requirement documentation. In this documentation, author will explain more detail about the FYP than the preliminary report. The report specified more detail on system flow model, database architecture and the technical review of Online Clearance System.

3.4 Project Design

This design phase will include four main sub phases which are architecture design, interface design, database design, and testing and debugging phase. The project phase is the most important phase in project development where if the project design failed, the other phases in the project development cannot be continued. Author must keep

alert in this phase and the outcome from this phase, design and requirement review will be used in the development phase later.

3.4.1 Architecture Design

in architecture design, author use the system flow model in designing the system. This process is to identify the process flow that will be use to design interface and module design. It is to define the interaction of all the system entity with the system . The outcome of this process is to come up with the architecture of the system which involve the process function, system database and external entity that will interact with the system. The architecture will describe on the relation between all the entities of the system. This will include basic system requirement, hardware requirement, software requirement, tools used and also the list of system functionality.

3.4.2 Interface Design

The main guidelines for this stage would be developing story board for user interface design. This storyboard will highlight each page in the website interface with the functionality and system flow included. As for this, the main outcome for this stage would be user interface prototypes that would be the author initial interface design and outline.

3.4.3 Database Design

In database design, author prepared database architecture for the Online Clearance System. Back end design of the system will include relation database, file database and user information database. The system use Apache and MySQL as the database architecture. Apache and MySQL was chosen because of the availability of the software and the most suitable database tools to be integrated with Java software. All information about the user will be stored in the database. The information will retrieve if the is any changes or upgrading procedures occur to the database configuration.

i. Software Development – Coding. In the development of the system, the researchers made use of Microsoft Visual Basic 6.0 for encoding source code of the system, in order to be accurate and fast acquisition of data/information.

3.5 User Acceptance Testing (Testing and Debugging)

Testing and debugging procedure is done when the web interface and database architecture is completed. The purpose of this phase is to test whether the database is functioning as the author expected and to test integration between database, flow of the system and the interface. The test and debugging phase only focused on the small units of the system. This phase also sometimes called unit testing. After this phase is successful, the integration testing will be take place in order to make sure the system is function as the requirement and objectives.

ii. Operating. The researchers were responsible for conducting an operation test. The researchers conducted a test under the actual operation conditions, and verified that the system satisfies the required specifications. Because this test was intended to have a developed system accepted by the user, it was called an approval test or an acceptance test. The researchers conducted an operation test by running a program on a machine being used for actual operations.

iii. Maintenance. Researchers performed program maintenance to fix errors, maintain performance or other qualities. The general understanding of the researchers' maintenance is literally the repairing of detects. The Researcher Maintenance Management System helps the Segment Chiefs to schedule maintenance work on fixed assets, such as vehicles, machinery and property.

3.1 GENERAL ANALYSIS OF THE EXISTING SYSTEM

When a student is about to graduate, after receiving a clearance letter from different departments and associations, he/she will take his/her degree test. The office of the registrar closely checks the academic record of each degree applicant and certifies the faculty that the candidate has met the degree criteria. The scholarship must therefore certify that all expenses have been made by the student.

The university's internal clearance system is a manual one. This makes it too boring and time consuming for the system. Students have to attend all the clearance offices here with a document to sign for them. It proves that the student has been cleared until these documents are signed. This process takes several months to finish and all workers and students involved have a lot of tension. In the manual system, the clearance forms are documented in a file cabinet. Each time the clearance form is needed, a search operation is conducted on the file cabinets to locate a particular student's clearance form.

3.2 METHOD OF DATA COLLECTION

During the research work, knowledge required for the project was obtained from different sources. Two main fact-finding techniques were used in this work in the collection and processing of necessary evidence and knowledge required for device review, and they are:

a) PRIMARY SOURCE

This applies to the sources of initial data gathering in which the investigator employed analytical techniques such as informal interviews and observations.

b) SECONDARY SOURCE

The researchers gathered the secondary data from magazines, journals, newsletters, source library and Internet downloads. In chapter two of the project, the data obtained by this process are covered in the literature review.

3.2.1 ORAL INTERVIEW

This was achieved by the researcher and the Mountain Top University administration workers. Various departmental heads have also been interviewed. Based on the questions the researcher asked the workers, accurate facts were collected.

3.2.2 STUDY OF MANUALS

Manuals and clearance-based papers were reviewed and a lot of evidence was collected on the device in question. Clearance forms were received and information was also gathered relating to the clearance fee and other specifications.

3.2.3 EVALUATION OF FORMS

Certain ways that are required and open have been obtained. These include the form of clearance, charge receipts and so on.

3.3 OBJECTIVES OF THE EXISTING SYSTEM

Before leaving school, the purpose of the current scheme is to enable students to pay all their tuition, dues and receive a diploma. For handling student files, certain levies are paid and some for departmental dues or otherwise.

3.4 ORGANISATIONAL STRUCTURE

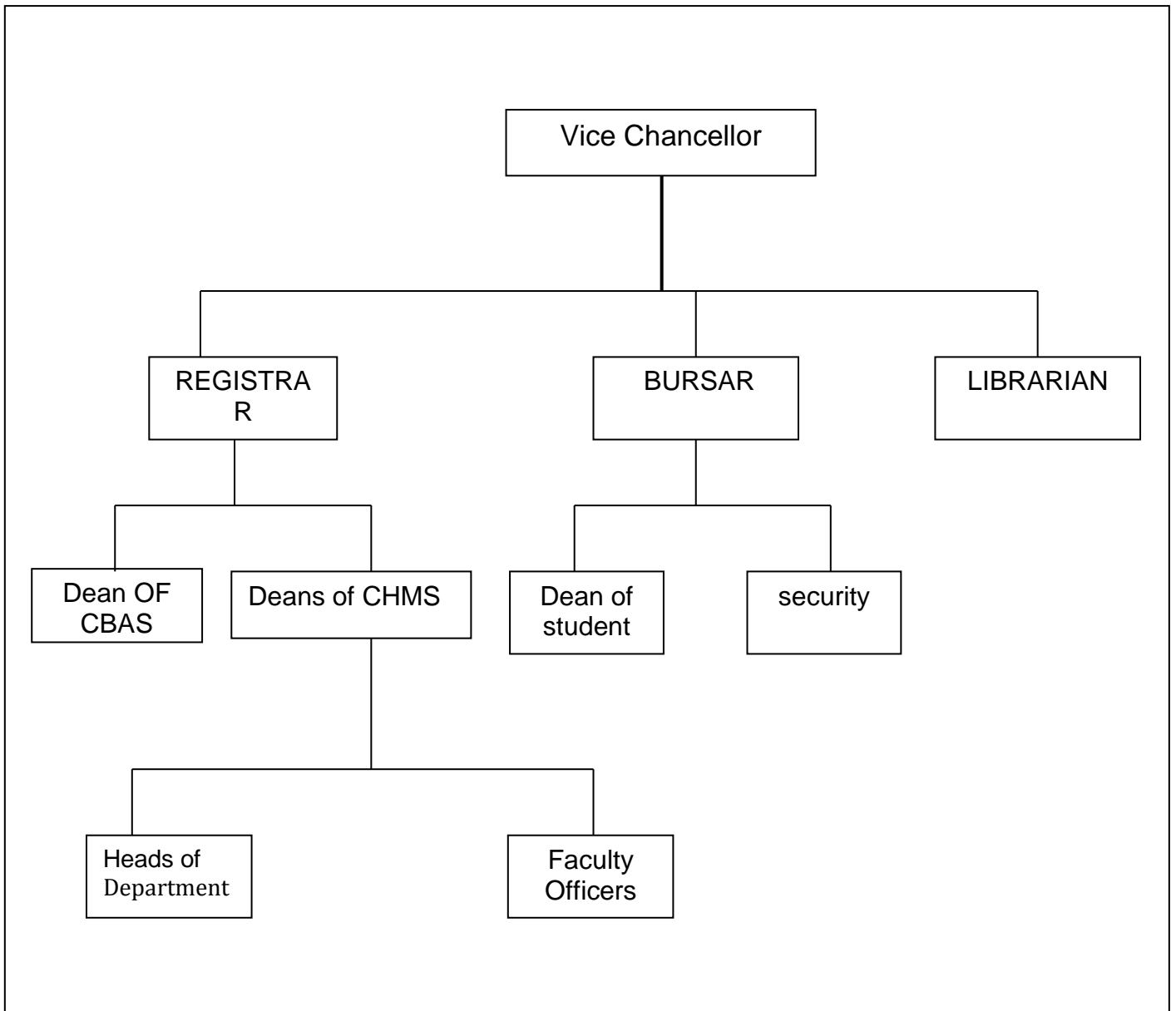


Figure 3.1 Organisational structure of Mountain Top University

3.5 INPUT ANALYSIS

The payment forms for paying dues or levies are the input to the scheme. These forms are filled out by the students and forwarded to the separate receipt issuing offices.

3.6 PROCESS ANALYSIS

To certify that the student has paid all the requisite fees owed, the payments made by the students are obtained and evaluated. A certificate is then given to indicate that all the payments have been paid by the student.

3.7 OUTPUT ANALYSIS

To certify that the student has paid all the requisite fees owed, the payments made by the students are obtained and evaluated. A certificate is then given to indicate that all the payments have been paid by the student.

3.8 INFORMATION FLOW DIAGRAM

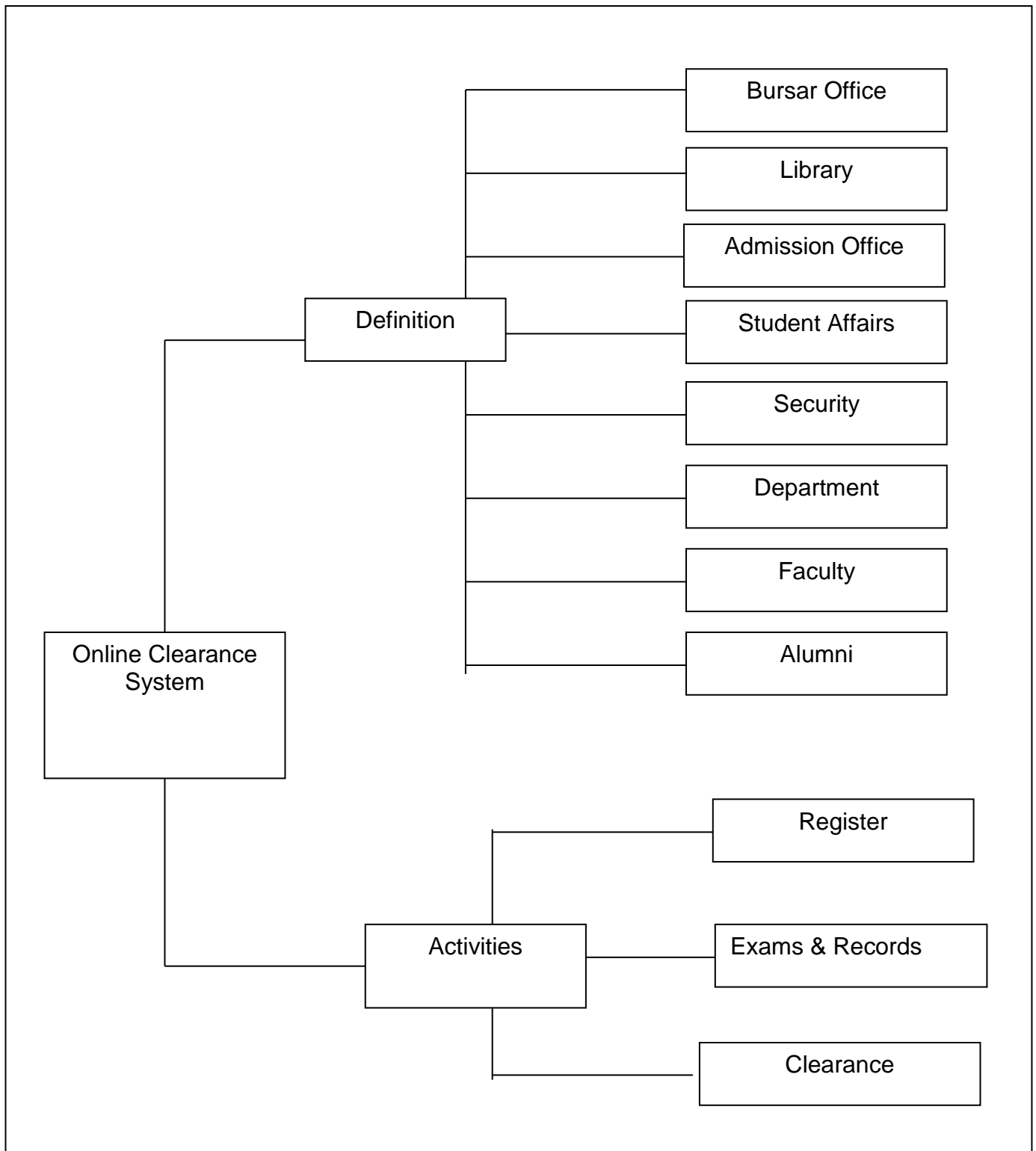


Figure 3.2 Information Flow Diagrams

3.9 PROBLEMS OF THE EXISTING SYSTEM

Due to the manual means being used by the University, in keeping information about student's clearance, a lot of problems are encountered which includes:

1. Wait in the form of processing clearance.
2. Inaccessibility to some main personnel during the preparation of the clearance document, which leads to students entering another office frequently to sign their clearance form.
3. As the file system is manual, the lack of essential records
4. Loss to records arising from a fire incident.
5. Illegal withdrawal of forms by dishonest workers resulting in instability.
6. Takes a lot of time to retrieve a particular clearance form.

3.10 JUSTIFICATION FOR THE NEW SYSTEM

The new method is meant to fix the issues that concern the manual system in operation. It is a template that can be used electronically to alleviate both students and workers from a lot of tension as faced in the manual method.

This device can conduct either automatically or interactively the processing and storage of information. It can make use of the Internet for web access. The proposed system will also have some other feature like:

1. Consistency in data processing.
2. Rapid operating rate and outstanding response time.
3. Flexibility (i.e.) it can be accessed at any time.
4. Simpler ways to backup or duplicate data in case of data failure on diskettes.
5. Better storage and quicker recovery system.
6. Simpler ways to back up or repeat data in case of data failures on diskettes

CHAPTER FOUR

SYSTEM DESIGN

4.1 DESIGN STANDARDS

Structured System Analysis and Design Technique (SSADM) has been used to achieve an efficient online clearance system. This is because SSADM is a software engineering paradigm that is internationally recognized and primarily used in most results-oriented research and design.

4.2 OUTPUT SPECIFICATION AND DESIGN

One of the significant characteristics that can be inferred is the order of the study. This is stressed because it forms the base of the decision to run the kindergarten. It seeks to provide management with sufficient, efficient, well-documented, up-to-date and formatted performance to assist as a tool focused on the student clearance form in planning and decision making.

There are methods of generating reports in the new package.

1. **Hardcopy** – This is a printer-to-paper printing method.
2. **Softcopy** – It is the mechanism on the computer screen of viewing an output.

The reports generated by the system include:

1. Student Clearance Status
2. Student clearance certificate

4.3 INPUT SPECIFICATION AND DESIGN

It is also important to show that data entered for processing on the device dictates what the output will be. Generally, or essentially, screen templates are made for data entry or capture. Since data is obtained from a hardcopy form, the data collection sequence should be similar to the hardcopy form generated for data collection.

The new system is composed mainly of two forms of input form, they are: -

1. Student Register

2. Clearance Form

Mountain Top University
Empowered to Excel

Home Generate application ID Complete Application Check Application Status Staff Login Search Search

About Online Clearance System

Online clearance system is a research work that will help build an effective information management for schools. It is aimed at developing a system for making clearance after graduation hitch free. The designed software will serve as a more reliable and effective means of undertaking students clearance, remove all forms of delay and stress as well as enable you understand the procedures involved as well as how to do your clearance online.

This project work made use of data collected from the University, materials and journals from various authors and software was developed to effectively achieve the aims of this project... [Read more](#)

Brief Outlines

The process of clearing students after their graduation required that students be cleared in various departments and information units.
Among which are :

1. Library fine (Which include Overdue or Lost Library Materials)
2. Departmental Dues (Which include all the Departmental Association dues and other Departmental mandatory dues)
3. Faculty Dues (Which include all the Faculty Association dues and other Faculty mandatory dues)
4. Information and book store charges
5. Residence Hall Charges (Rental, Damage and Maintenance Charges among others)
6. Return of Athletic Equipments
7. Student Union Fine

At each clearance section a staff is assigned the duty to access the students application for clearance and either clear the students for further processing after which the student can now print the clearance acknowledgement slip which will then be forwarded to their respective Faculties... [Read more](#)

Procedures For New Application

Step 1 : Generate Application ID

Follow the steps below :

1. Click on Generate application ID
2. Key in your Email Address and Matriculation No
3. **Click Generate App ID to Generate Application ID**
[Click Here To Start >>](#)

Step 2 : Login To Complete Your Application

Follow the steps below :

1. Click on Complete Application
2. Provide your Application ID and Matriculation No
3. **Click Continue**
4. **Provide all the required information in the registration form (scanned passport photograph (jpeg/jpg and <=100kb)**
5. **Click Submit to Preview all the information you provided**
6. **Click Continue to Complete the registration or edit to Edit the informations** [Click Here To Start >>](#)

Step 3 : Check Application / Clearance Status

Follow the steps below :

1. Click on Check Application Status
2. Provide your Application ID and Matriculation No
3. **Click Continue**
4. **After Login Successfully Click on Check Application Status**
5. Your Application / Clearance Slip will be downloaded to your system if the Clearance process is Completed at every departments [Click Here To Start >>](#)

Generate application ID Complete Application
Check Application Status

Upload Passport - jpg / jpeg - <= 500kb
- 250 X 250

Browse

Matriculation No : 14/374396D/1

Email Address : admin@admin.com

Application ID : **CL470303683**

Title:

First Name :

Other Name :

Main Phone No :

Alternative Phone No (Optional) :

Gender:

Religion :

State:

Local Government:

Permanent Address :

Click here if Temporary and Permanent Address is thesame.

Residential Address :

Faculty :

Department :

Mode Of Entrance :

Mode Of Study:

Award in View :

Course Duration (Years) :

Year Of Entry (YYYY):

Year of Exit (YYYY):

[Submit Application](#)

4.4 FILE DESIGN

In a storage format, the file used in the template is stored. It uses the MySQL database to build the database. The Structure Index is as follows:

STUDENT REGISTER DATABASE STRUCTURE

FIELD NAME	DATA TYPE	FIELD SIZE
Surname	Text	20
First Name	Text	20
Other Names	Text	50
Registration No	Text	30
State of origin	Text	20
Home Town	Text	20
Nationality	Text	30

Gender	Text	10
Session	Text	20
Level	Text	20
Birth	Date\time	8
Dept	Text	50
Religion	Text	30
Address	Text	50
Kin	Text	30
Kin Address	Text	50
Entry Mode	Text	20
Sponsor	Text	50
Sponsor Address	Text	50
Type	Text	20
Qualification	Text	50
Institution	Text	50
Subject	Text	50
Award	Text	50
School	Text	50
Study	Text	30
Year	Text	10
Duration	Integer	2
Activities	Text	50

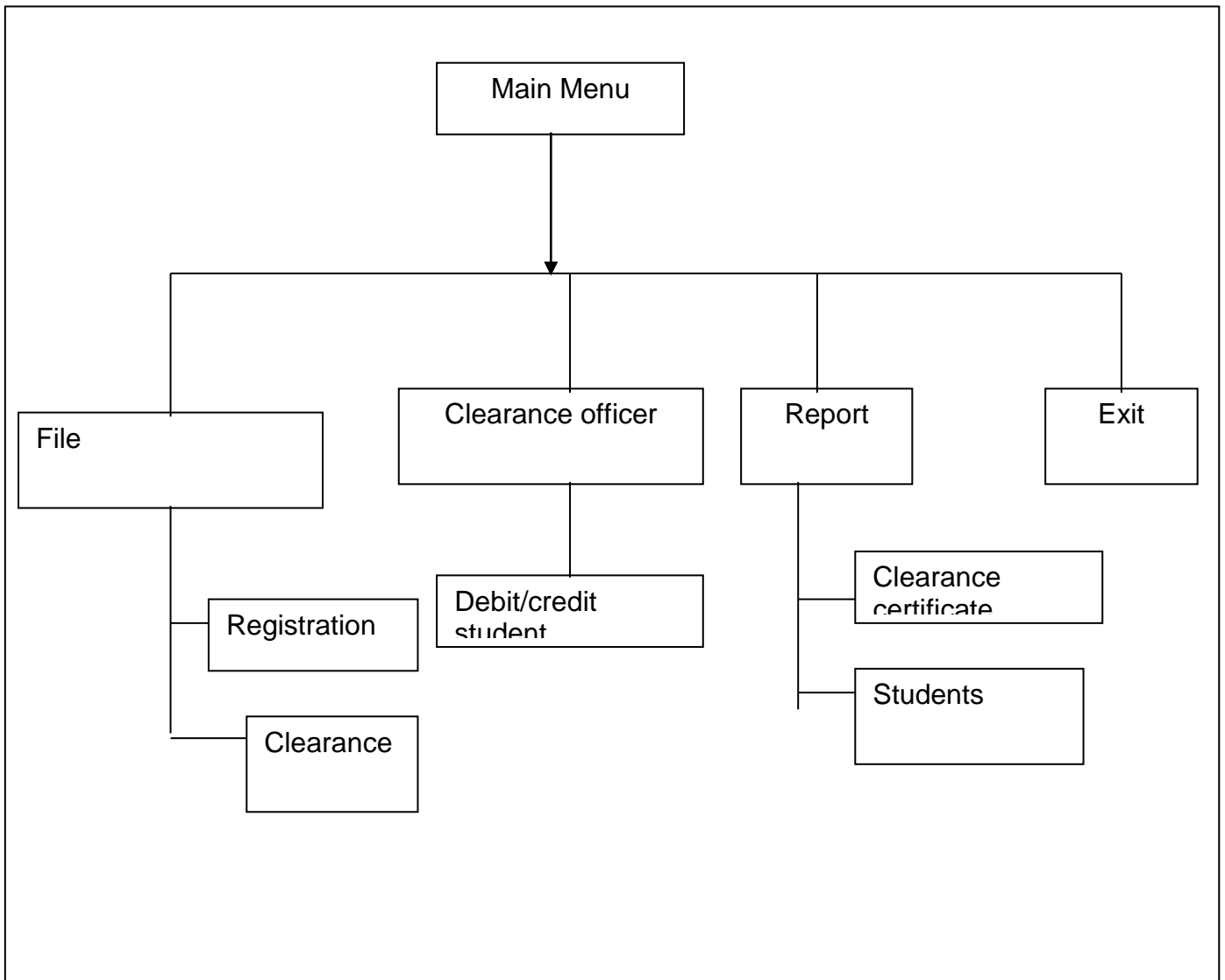
Table 4.1 Students Register Database Structure

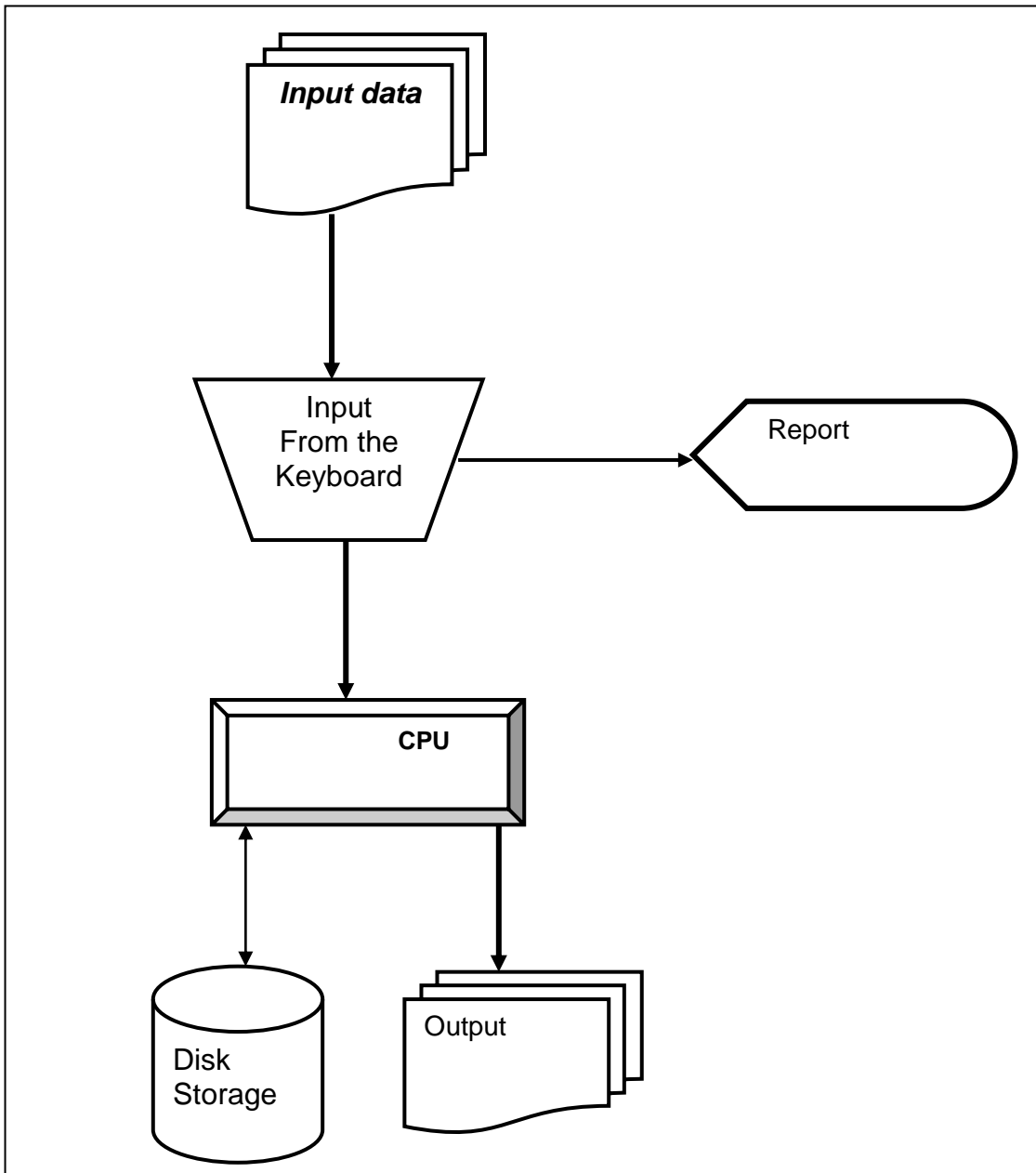
STUDENT CLEARANCE DATABASE STRUCTURE

FIELD NAME	DATA TYPE	FIELD SIZE
Surname	Text	20
First Name	Text	20
Other Names	Text	50
Registration No	Text	30
Finance	Single	4
Library	Single	4
Student Affairs	Single	4
Security	Single	4
Department	Single	4
Exams and Records	Single	4
Clearance	Single	4
Date	Date\time	8
Receipt	Text	20
Remark	Text	30

Table 4.2 Students Clearance Database Structure

4.5 PROCEDURE CHART





4.7 SYSTEM SPECIFICATION

The specification needed to implement this system is as follows.

4.7.1 HARDWARE SPECIFICATION

For the effective operation of the newly designed system, the following minimum hardware specifications are recommended.

1. The computer system in use should be compliant with IBM as clone systems are considered.
2. The random-access memory (RAM) should have a minimum of 4GB
3. The system should have a hard disk of at least 128GB
4. An E.G.A/V.G. A, a coloured display, should be fitted with the system.
5. UPS modules (Uninterruptible Power Supply)
6. It should be ready for the internet.

These configurations listed are the minimum specifications, but the results received would undoubtedly be improved if the configurations are higher and the software will run even faster.

4.7.2 SOFTWARE SPECIFICATION

The software specifications required on the computer system are: -

- A windows 7 operating system.
- HTML
- Text Editor.
- Internet browser
- Server XAMPP

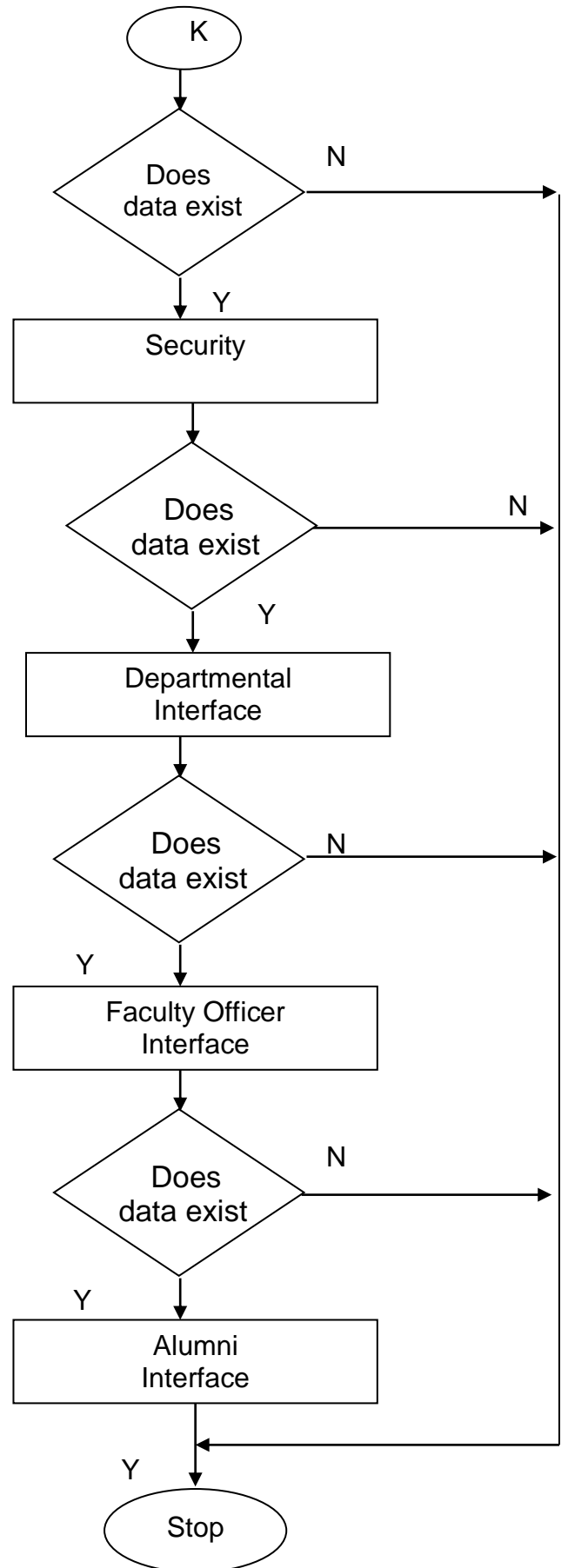
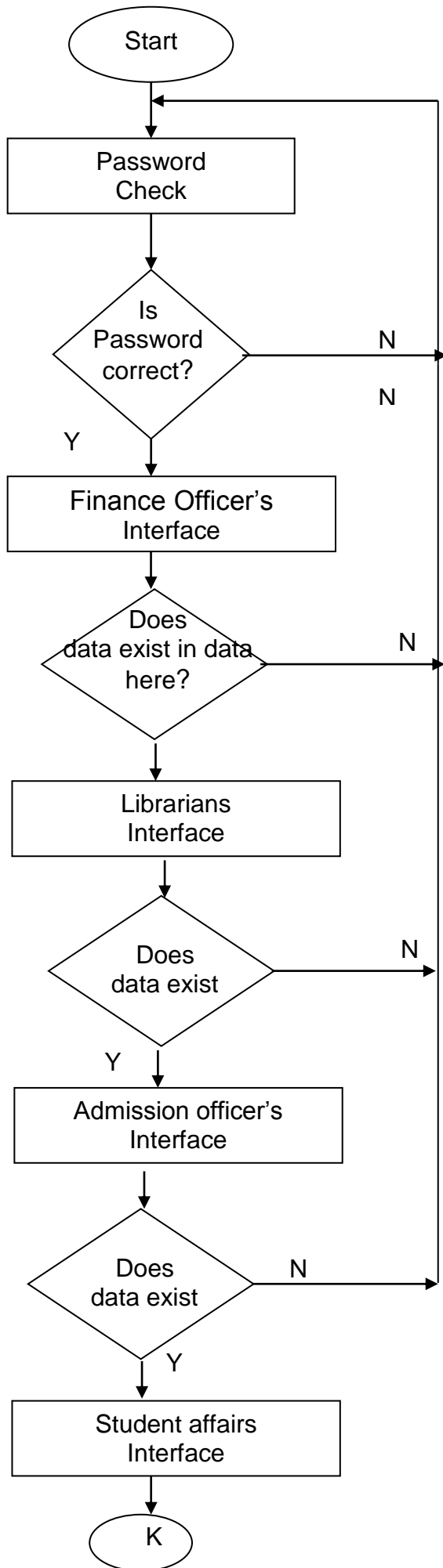
OPERATIONAL REQUIREMENTS

A helpful computer desk is required. The office must be fitted with air conditioners, stabilizers and updates.

4.7.4 PERSONNEL REQUIREMENT

To run the data centre, a total of 2 computer operators are required. They will oversee data entry into the system.

PROGRAM FLOWCHART



CHAPTER FIVE

SUMMARY, CONCLUSION AND RECOMMENDATIONS

5.1 SUMMARY

On completion of this work the researcher was able to do the following;

1. The researcher was able to replace the manual system vulnerable to mistakes with the modern electronic online clearance system.
2. Data can now be handled with tremendous pace and effectiveness
3. The application has the ability to update records in various files automatically thereby relieving the University staff the stress of working from file to file.
4. Information protection is guaranteed.

5.2 CONCLUSION

So, these targets should be changed. Nevertheless, the built online clearance system will bring greater opportunities in the management of schools. Any transfers or purchases should be made electronically with respect to student approval.

5.3 RECOMMENDATIONS

The research work undertaken is limited exclusively to internet clearance. The creation of a complete portal for the efficient and wholesome application of information management technology in our universities would be easier. When this is completed, it is proposed that the following modules be included in the portal.

1. Developing an online student admission system to allow students records to be completely monitored
2. Automation of a student's academic record to allow management access to the academic output of students.

3. Maintaining a central database for accessing all information relating to students.

REFERENCES

- Anigbogu, G. (2011). *Systematic Planning for Educational Change*. California: Mayfield publishing Company.
- Chimezie F. (2000). "Use of local area networks in schools. ERIC Digest." Syracuse, NY: ERIC Clearinghouse on Information Resources.
- Clifton E.B. | (1983). Management of records in Nigerian [Universities: Problems and prospects. *The Electronic Library*23| (30)
- Enwere J.C (1992). *Records Management in Nigeria: To be or not to be?* Nigeria Library and Information Science Review. Lagos, Nigeria: Akin publishing Ltd
- French, C.S. (1996). *Computer Science*. TJ International, UK.
- Funk, M. (1980). *Perspective in Educational Planning*. Ibadan, Nigeria: Odun Prints and Pack, Agbowo
- Hewlett M. (1993). The Internet in education. [Special issue]. "Internet World," 6(10).
- Iwhiwhu E.B. (2015). The Feature of Records Management in Nigeria. *The Nigerian Archivist*. Journal of the society of Nigerian Archivists
- Lisa D (2000), *Computer and Network Basics*
- Lucey I. (1991). *Managing Records in the Modern Office: Training the Wild Frontier*. *Archivaria* 39 (Spring)
- Nwankwo, J.I. (1982). *Establishment of Management Information in Sind Province*, UNESCO Technical Report: Project PAK/77/038
- Obilikwu. N (1995). *Records Management Programme*. Ibadan, Nigeria: Adeyomi Printing Press

Omenyi, A.S. (1997). Effective Records Management: a tool for effective counselling in the school systems. Journal of counselling and Communication

Oketunji S.F. (2002) Information Provision to Academic Research and Development organizations in the 21st century. The Information Manager 2(1)

Popoola, S.O.(2000) Records Management Programmes in Nigeria: a survey of the Osun state civil service

Taylor M. (1980). Education and Training Achieves and Records Manager in Africa. Ibadan, Nigeria: Odun Publishing Company

Uju, J.O. (1997). 'Research Methods' Application of Scientific Research Methodology and Documentation. Trans-Ekulu Enugu: Joen Publishers

Uwaifo, S.O (2004) Management use of Records in Delta State University, Abraka, Nigeria

Vossen, G (1991). Data Models, Database Languages and Database Management Systems. Adison-Wesley Publishing Computer

APPENDIX A

HOME PAGE



The screenshot displays the home page of the Mountain Top University Online Clearance System. At the top, the university's logo and name are shown, along with the tagline "Empowered to Excel". A navigation menu includes links for Home, Generate application ID, Complete Application, Check Application Status, and Staff Login, along with a search bar. The main content is divided into two columns. The left column features sections for "About Online Clearance System" and "Brief Outlines", both with "Read more" buttons. The right column is titled "Procedures For New Application" and lists three steps: "Step 1: Generate Application ID", "Step 2: Login To Complete Your Application", and "Step 3: Check Application / Clearance Status". Each step includes a list of instructions and a "Click Here To Start >>" link. At the bottom of the right column, there is a summary of the main navigation buttons: "Generate application ID", "Complete Application", and "Check Application Status". The footer contains the copyright notice "Copyright © 2020."

MOUNTAIN TOP UNIVERSITY
Empowered to Excel

Home Generate application ID Complete Application Check Application Status Staff Login Search Search

About Online Clearance System

Online clearance system is a research work that will help build an effective information management for schools. It is aimed at developing a system for making clearance after graduation hitch free. The designed software will serve as a more reliable and effective means of undertaking students clearance, remove all forms of delay and stress as well as enable you understand the procedures involved as well as how to do your clearance online.

This project work made use of data collected from the University, materials and journals from various authors and software was developed to effectively achieve the aims of this project... [Read more](#)

Brief Outlines

The process of clearing students after their graduation required that students be cleared in various departments and information units.

Among which are :

1. Library fine (Which include Overdue or Lost Library Materials)
2. Departmental Dues (Which include all the Departmental Association dues and other Departmental mandatory dues)
3. Faculty Dues (Which include all the Faculty Association dues and other Faculty mandatory dues)
4. Information and book store charges
5. Residence Hall Charges (Rental, Damage and Maintenance Charges among others)
6. Return of Athletic Equipments
7. Student Union Fine

At each clearance section a staff is assigned the duty to access the students application for clearance and either clear the students for further processing after which the student can now print the clearance acknowledgement slip which will then be forwarded to their respective Faculties... [Read more](#)

Procedures For New Application

Step 1 : Generate Application ID

Follow the steps below :

1. Click on Generate application ID
2. Key in your Email Address and Matriculation No
3. **Click Generate App ID to Generate Application ID**
[Click Here To Start >>](#)

Step 2 : Login To Complete Your Application

Follow the steps below :

1. Click on Complete Application
2. Provide your Application ID and Matriculation No
3. **Click Continue**
4. **Provide all the required information in the registration form (scanned passport photograph (jpeg/jpg and <=100kb)**
5. **Click Submit to Preview all the information you provided**
6. **Click Continue to Complete the registration or edit to Edit the informations** [Click Here To Start >>](#)

Step 3 : Check Application / Clearance Status

Follow the steps below :

1. Click on Check Application Status
2. Provide your Application ID and Matriculation No
3. **Click Continue**
4. **After Login Successfully Click on Check Application Status**
5. Your Application / Clearance Slip will be downloaded to your system if the Clearance process is Completed at every departments [Click Here To Start >>](#)

Generate application ID Complete Application Check Application Status

Copyright © 2020.

APPENDIX B

INPUT FORMS

Upload Passport - jpg / jpeg - <= 500kb - 250 X 250

Browse

Matriculation No : 14/374396D/1

Email Address : admin@admin.com

Application ID : **CL470303683**

Title:

First Name :

Other Name :

Main Phone No :

Alternative Phone No (Optional) :

Gender:

Religion :

State:

Local Government:

Permanent Address :

Click here if Temporary and Permanent Address is thesame.

Residential Address :

Faculty :

Department :

Mode Of Entrance :

Mode Of Study:

Award in View :

Course Duration (Years) :

Year Of Entry (YYYY):

Year of Exit (YYYY):

Submit Application


Students Registration Form

Welcome - Miss. Linda Thompson

Your Application is Not yet Cleared .. Still under Processing.

Your Clearance Application has been Approved (Cleared) by the bellow Departments / Clearance Section
1. Library Department

Always Check to see the progress of your Clearance Application !



Applicant Name : **Miss. Linda Thompson**

Matriculation No :14/374396D/1

Email Address : admin@admin.com

Application ID : **CL470303683**

Date Of Registration : **Tue, 01-December-2020, 06:25:16 PM**

My Application

- Check Application Status
- Print Application Form
- Log Out

Clearance form

APPENDIX D

OUTPUT FORMS

Online Clearance Application Slip - Printed On: Tue, 01-December-2020, 06:57:46 PM



Mountain Top University, Kilometre 12, Lagos-Ibadan Expressway, Prayer City, Ogun State, Nigeria.

Empowered to Excel.

Approved (Cleared) Clearance Application Slip.

Printed On: Tue, 01-December-2020, 06:57:46 PM



APPLICANT INFORMATION

Applicant Name :	Miss. Jimoh Salamat Onize	Matriculation No :	14/3713936D/1
Email Address :	aabdulradheemsherif@yahoo.com	Application ID :	CL979629265
Department :	Agricultural Engineering	Faculty :	Engineering

Application Date : Sat, 16-September-2017, 01:07:08 AM

CLEARANCE INFORMATION

SNo.	Cleared By:	Date Cleared.	Clearance Section / Department.
1.	Dr. John Toby	Wed, 16-September-2020, 11:29:30 PM	Faculty
2.	Dr. John Toby	Wed, 16-September-2020, 11:41:00 PM	Department
3.	Jimoh Hadi	Wed, 16-September-2020, 11:21:40 PM	Library
4.	Mr. Emeka Onoura	Wed, 16-September-2020, 11:57:09 PM	Bursary / Finally
5.	Mr. Amadi Tahir	Wed, 16-September-2020, 11:32:46 PM	Hostel
6.	Col. Atabo Jude	Thu, 17-September-2020, 12:01:25 AM	Security
7.	Mr. Okon Abang	Wed, 16-September-2020, 11:34:33 PM	Athlete / Sports

Clearance Certificate

APPENDIX E

SOURCE CODE

```
<?php
session_start();
session_destroy();
require_once 'settings/all_header.php';
require_once 'settings/connection.php';
?>
<!-- <script type="text/javascript">
    $(document).ready(function(){
        $("#myModal").modal('show');
    });
</script> -->
</head>
<body style="width:80%;margin:auto">

<div class="container-fluid" >
    <div class="row">
        <?php
            require_once 'settings/nav_top.php';
        ?>
    </div>
    <!-- middle content starts here where vertical nav slides and news ticker start --
>
```

```

<div class="row" style="background-color:#CCFFFF;">
    <!-- middle content ends here where vertical nav slides and news ticker
ends -->
    <div class="col-xs-12 col-sm-12 col-md-6 col-lg-6" style="vertical-
spacing:3px;word-spacing:3px;line-height:150%;background-color:#CCCCFF;text-
align:justify">
        <div class="col-xs-12 col-sm-12 col-md-12 col-lg-12">
            <h4
                style="font-weight:bold;background-
color:grey;color:white;padding:10px 5px 10px 5px"> About Online Clearance System
            <h4/>
            <hr/>
            <p style="">Online clearance system is a research work
that will help build an effective information management for schools. It is aimed at
developing a system for making clearance after graduation hitch free. The designed
software will serve as a more reliable and effective means of undertaking students
clearance, remove all forms of delay and stress as well as enable you understand the
procedures involved as well as how to do your clearance online.</p>
            <p> This project work made use of data collected from
the University, materials and journals from various authors and software was
developed to effectively achieve the aims of this project...<a class="btn btn-
success"href="#">Read more</a></p>
        </div>
    </div class="col-xs-12 col-sm-12 col-md-12 col-lg-12">

```

Brief Outlines </h4>

The process of clearing students after their graduation required that students be cleared in various departments and information units.

Among which are :

- Library fine (Which include Overdue or Lost Library Materials)
- Departmental Dues (Which include all the Departmental Association dues and other Departmental mandatory dues)
- Faculty Dues (Which include all the Faculty Association dues and other Faculty mandatory dues)
- Information and book store charges
- Residence Hall Charges (Rental, Damage and Maintenance Charges among others)
- Return of Athletic Equipments
- Student Union Fine

</p>

At each clearance section a staff is assigned the duty to access the students application for clearance and either clear the students for further processing after which the student can now print the clearance

acknowledgement slip which will then be forwarded to their respective Faculties...Read more</p>

<h4 style="font-weight:bold;background-color:grey;color:white;padding:10px 5px 10px 5px"><h4/>

</div>

</div>

<div class="col-xs-12 col-sm-12 col-md-6 col-lg-6">

<div class="col-xs-12 col-sm-12 col-md-12 col-lg-12">

<h4 style="font-weight:bold;background-color:#CC99CC;color:white;padding:10px 5px 10px 5px"> Procedures For New Application <h4/>

<p class="btn btn-primary" style="margin-bottom:10px;margin-top:10px;">Step 1 : Generate Application ID</p>

<p>Follow the steps bellow :</p>

<P>

Click on Generate application ID

Key in your Email Address and Matriculation N<u>o</u>

Click Generate App ID to Generate Application ID Click Here To Start >>

</P>

`<p class="btn btn-info" style="margin-bottom:10px;margin-top:10px;">Step 2 : Login To Complete Your Application</p>`

`<p>Follow the steps bellow :</p>`

`<P>`

`Click on Complete Application`

`Provide your Application ID and Matriculation N<u>o</u>`

`<li style="color:red">Click Continue`

`Provide all the required information in the registration form (scanned passport photograph (jpeg/jpg and <=100kb)`

`Click Submit to Preview all the information you provided`

`Click Continue to Complete the registration or edit to Edit the informations Click Here To Start >> `

`</P>`

`<p class="btn btn-success" style="margin-bottom:10px;margin-top:10px;">Step 3 : Check Application / Clearance Status</p>`

`<p>Follow the steps bellow :</p>`

`<P>`

`Click on Check Application Status`

`Provide your Application ID and Matriculation N<u>o</u>`

```
                <li style="color:red"><strong>Click  
Continue</strong></li>
```

```
                <li><strong>After Login Successfully Click on  
Check Application Status</strong></li>
```

```
                <li>Your Application / Clearance Slip will be  
downloaded to your system if the Clearance process is Completed at every  
departments <a style="color:red;" href="login_status.php">Click Here To Start >>  
</a></li>
```

```
            </ol></P>
```

```
        </div>
```

```
        <div class="col-xs-12 col-sm-12 col-md-12 col-lg-12"  
style="margin-bottom:10px;margin-top:10px;background-color:grey;text-  
align:centre">
```

```
            <hr/>
```

```
            <p style="text-align:center"><a  
href="generate_pin.php"><span class="btn btn-primary">Generate application  
ID</span></a> | <a href="login_to_profile.php"><span class="btn btn-  
info">Complete Application</span></a> | <a href="login_status.php"><span  
class="btn btn-success">Check Application Status</span></p>
```

```
            <hr/>
```

```
        </div>
```

```
    </div>
```

```
</div>
```

```

        <div                class="row"                style="font-weight:bold;background-
color:#CCCCCCFF;padding:10px 5px 10px 5px">
            <?php
                // // require_once 'settings/comment.php';
            ?>
        </div>

        <?php require_once 'settings/footer_file.php';?>
    </div>
</body>
</html>

```

```

<?php
session_start();

require_once 'settings/all_header.php';
require_once 'settings/connection.php';

$txtreg = $txtAppID = $errPL = "";

if ($_SERVER['REQUEST_METHOD'] == "POST") {
    $txtAppID = trim($_POST['txtAppID']);
    $txtreg = trim($_POST['txtreg']);

    if ($txtAppID != "" && $txtreg != "") {
        $stmt_in = $conn->prepare("SELECT * FROM student_info where
sregno=? or sappid=? Limit 1");

        $stmt_in->execute(array($txtreg, $txtAppID));

        $affected_rows_in = $stmt_in->rowCount();

        if ($affected_rows_in < 1) {

```

```

        $errPL = "Error: The RegNo or App ID does not exist . Contact
ICT !!!";

        } else {

            //check if application form is filled

            $_SESSION['page_authy'] =
            SHA1("W@YERADAVURUKUSTAS#YUR");

            $sec = "Act_Me";

            $row = $stmt_in->fetch(PDO::FETCH_ASSOC);

            $_SESSION['app_id'] = $row['sappid'];

            $_SESSION['regno'] = $row['sregno'];

            $_SESSION['email_id'] = $row['semail'];

            if ($row['sstatus'] == "0") {

                header("location: complete_application.php?m_=" .
$_SESSION['page_authy'] . "&l_w=" . $sec);

            } else {

                header("location: student_account.php?m_=" .
$_SESSION['page_authy'] . "&l_w=" . $sec);

            }

        }

    } else {

        $errPL = "Error: Empty Data Provided !!!";

    }

}

?>

```

```

<?php
session_start();

require_once 'settings/all_header.php';
require_once 'settings/connection.php';

$sec="Act_Me";$err=$notice_msg=$er_msg=$er_msg2=$msg2=$msg="";

$_SESSION['page_authy'] = SHA1("W@YERADAVURUKUSTAS#YUR");

$link ="0";

if(!isset($_GET['m_']) || !isset($_GET['l_w'])){

        header("location index.php");

}

if($_GET['m_'] != $_SESSION['page_authy'] || $_GET['l_w'] != $sec ){

        header("location index.php");

}

$display="";

$status ="1";

$date500 = new DateTime("Now");

$J = date_format($date500,"D");

$Q = date_format($date500,"d-F-Y, h:i:s A");

$dateprint_V = $J.", ".$Q;

$dateprint = "Printed On: ".$J.", ".$Q;

//library

if($_SESSION['clearance_section'] == "Library"){

```

```

        $stmt_ina = $conn->prepare("SELECT * FROM app_status INNER
JOIN student_info on app_status.appid = student_info.sappid where
app_status.library=? order by app_status.id desc");

        $stmt_ina->execute(array($status));

        $display = "All Approved Clearance Application For Library Unit";
    }

    //store

    if($_SESSION['clearance_section']=="Bursary"){

        $stmt_ina = $conn->prepare("SELECT * FROM app_status INNER
JOIN student_info on app_status.appid = student_info.sappid where app_status.store
=? order by app_status.id desc");

        $stmt_ina->execute(array($status));

        $display = "All Approved Clearance Application For Bursary / Finance
Department ";
    }

    //hostel

    if($_SESSION['clearance_section']=="Hostel"){

        $stmt_ina = $conn->prepare("SELECT * FROM app_status INNER
JOIN student_info on app_status.appid = student_info.sappid where app_status.hostel
=? order by app_status.id desc");

        $stmt_ina->execute(array($status));

        $display = "All Approved Clearance Application For Hostel Unit";
    }

    //athlete

    if($_SESSION['clearance_section']=="Sports"){

```

```

        $stmt_ina = $conn->prepare("SELECT * FROM app_status INNER
JOIN student_info on app_status.appid = student_info.sappid where
app_status.athlete =? order by app_status.id desc");

        $stmt_ina->execute(array($status));

        $display = "All Approved Clearance Application For Sports Unit";
    }

    //sug
    if($_SESSION['clearance_section'] == "SUG"){

        $stmt_ina = $conn->prepare("SELECT * FROM app_status INNER
JOIN student_info on app_status.appid = student_info.sappid where app_status.sug =?
order by app_status.id desc");

        $stmt_ina->execute(array($status));

        $display = "All Approved Clearance Application For Student Union
Government (S U G) Unit";
    }

    //security
    if($_SESSION['clearance_section'] == "Security"){

        $stmt_ina = $conn->prepare("SELECT * FROM app_status INNER
JOIN student_info on app_status.appid = student_info.sappid where
app_status.security =? order by app_status.id desc");

        $stmt_ina->execute(array($status));

        $display = "All Approved Clearance Application For Security Unit";
    }

    if($_SESSION['clearance_section'] == "Faculty"){

```



```

        $stmt_ina = $conn->prepare("SELECT * FROM app_status INNER
JOIN student_info on app_status.appid = student_info.sappid where
student_info.sfaculty=? and app_status.faculty=? order by app_status.id desc");

        $stmt_ina->execute(array($_SESSION['staff_faculty'],$status));

        $display = "All Approved Clearance Application For Faculty of
".$_SESSION['staff_faculty'];

    }

    if($_SESSION['clearance_section']=="Department"){

        $stmt_ina = $conn->prepare("SELECT * FROM app_status INNER
JOIN student_info on app_status.appid = student_info.sappid where
student_info.sdept=? and app_status.department=? order by app_status.id desc");

        $stmt_ina->execute(array($_SESSION['staff_dept'],$status));

        $display = "All Approved Clearance Application For Department of
".$_SESSION['staff_dept'];

    }

?>

```